



**Mahatma Gandhi Vidyamandir's**

**Karmaveer Bhausaheb Hiray**

**Arts, Science and Commerce College, Nimgaon**

**Tal- Malegaon Dist- Nashik (MS)-423212**

**(Affiliated to Savitribai Phule Pune University)**

**ID.No.PU/NSA/A/59/2000**

**Phone: 02598-256910**

**Mob No. 9011027606**

**Web: mgvkbhnmgaon.kbhgroup.in**

**email- kbhascollege@gmail.com**

## **Feedback Analysis**

**[Academic Year 2021-2022]**

The feedback on curriculum was collected through online mode from all the stakeholders in the academic year 2022-22. Feedback forms are available on the college website and the stakeholders- Students, Alumni, Teacher & Employer- gave their online response using given web links.

**Feedback Type : Online**

**Direct Link URL : Links for Stakeholders**

<b>Form</b>	<b>Name of the Stakeholder</b>	<b>Link for Google Form</b>
A	Feedback on Curriculum by Students	<a href="https://docs.google.com/forms/d/e/1FAIpQLSfRSv1xcYEiu8fPvV9ZD4Mmk0Y3NAG7qPKRwDaZtDEqIrYG5w/viewform?usp=sf_link">https://docs.google.com/forms/d/e/1FAIpQLSfRSv1xcYEiu8fPvV9ZD4Mmk0Y3NAG7qPKRwDaZtDEqIrYG5w/viewform?usp=sf_link</a>
B	Feedback on Curriculum by Teacher	<a href="https://docs.google.com/forms/d/e/1FAIpQLSdchj1XndpZmEBPW6czWojGLfYOC98oW-XqupazZgXiPwsRcg/viewform?usp=sf_link">https://docs.google.com/forms/d/e/1FAIpQLSdchj1XndpZmEBPW6czWojGLfYOC98oW-XqupazZgXiPwsRcg/viewform?usp=sf_link</a>
C	Feedback on Curriculum by Alumni	<a href="https://docs.google.com/forms/d/e/1FAIpQLSeSZZt6UW_Yk92G-NcUpNytFci2twKruPolkMLBk08G3uBccw/viewform?usp=sf_link">https://docs.google.com/forms/d/e/1FAIpQLSeSZZt6UW_Yk92G-NcUpNytFci2twKruPolkMLBk08G3uBccw/viewform?usp=sf_link</a>

### Feedback Analysis

Sr. No	Feedback Category	Response Recorded	Average Opinions in Percentage
1	Students Feedback	269	85.92
2	Teachers Feedback	9	98.89
3	Alumni Feedback	18	86.96

#### Scale of Opinion of Stakeholders

Scale of Opinions of Stakeholders (Students, Teachers, Alumni)			
A	B	C	D
100-80	79-60	59-40	>40

Average Rating of Stakeholders Feedback Response found to **90.59**

#### (A) Analysis Report of Students' Feedback on Curriculum

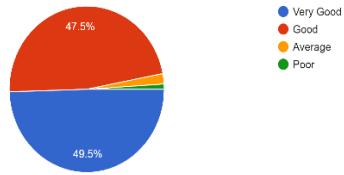
Feedback was collected from the students about the various aspects such as, curriculum, facilities available, quality of teaching by feedback committee under the guidance of IQAC. Total 101 students responded through online process. Following are the findings of the feedback collected and analysis of the same.

Que. No.	Suggestions by Stakeholders	Opinions of the Students in Percentage				Scale of Opinion	% of Opinion
		A	B	C	D		
1	Diversity & extent of courses covered	Very Good	Good	Average	Poor	Very Good & Good	94
		46.8	47.2	4.8	1.1		
2	Depth of the course content including project work, if any.	Very Good	Good	Average	Poor	Very Good & Good	87.3
		40.5	46.8	11.5	1.1		
3	Employment orientation in the curriculum	Very Good	Good	Average	Poor	Very Good & Good	81.1
		33.5	47.6	16	3		
4	Topics for	Very Good	Good	Average	Poor	Very Good	85.8

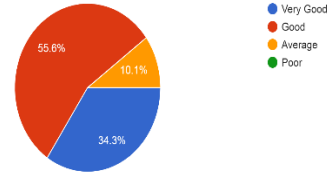
	competitive examinations included in the syllabus	40.1	45.7	10.4	3.7	& Good	
5	Applicability/relevance of textual reading material	Very Good	Good	Average	Poor	Very Good & Good	86.7
		38.7	48	9.7	3.7		
6	Clarity and relevance of textual reading material	Very Good	Good	Average	Poor	Very Good & Good	83.3
		39.8	43.5	9.3	7.4		
7	Extent of participatory/experiential learning and student involvement.	Very Good	Good	Average	Poor	Very Good & Good	87.7
		44.2	43.5	11.2	1.1		
8	Scope for the use of ICT	Very Good	Good	Average	Poor	Very Good & Good	78.5
		34.6	43.9	16.4	5.2		
9	Research orientation obtained during the programme	Very Good	Good	Average	Poor	Very Good & Good	87.4
		42	45.4	9.3	3.3		
10	Overall evaluation process.	Very Good	Good	Average	Poor	Very Good & Good	87.4
		40.9	46.5	11.2	1.5		
<b>Average Rating = 85.92</b>							

# Graphical Representation of Students Feedback 2021-2022

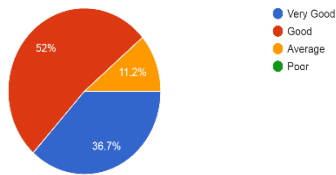
Diversity & extent of courses covered  
99 responses



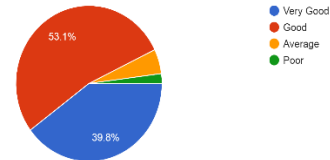
Depth of the course content including project work, if any.  
99 responses



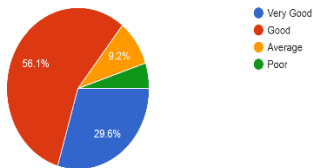
Employment orientation in the curriculum  
98 responses



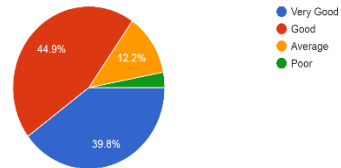
Topics for competitive examinations included in the syllabus  
98 responses



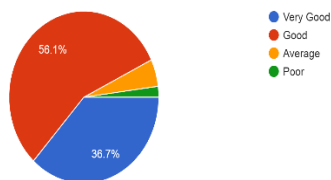
Applicability/relevance of textual reading material  
98 responses



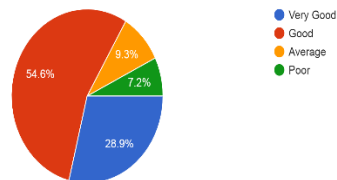
Clarity and relevance of textual reading material  
98 responses



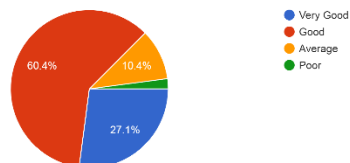
Extent of participatory/experiential learning and student involvement.  
98 responses



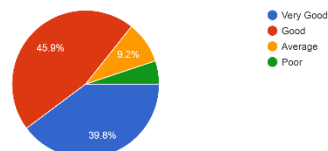
Scope for the use of ICT  
97 responses



Research orientation obtained during the programme  
96 responses



Overall evaluation process.  
98 responses



## (B) Analysis Report of Teacher’s Feedback on Curriculum

Feedback was collected from the teachers about the various aspects such as, curriculum, facilities available, quality of teaching by feedback committee under the guidance of IQAC. Total 12 teachers responded through online process. Following are the findings of the feedback collected and analysis of the same:

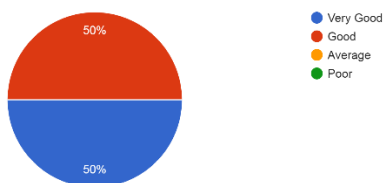
Que. No.	Suggestions by Stakeholders	Opinions of the Students in Percentage				Scale of Opinion	% of Opinion
		A	B	C	D		
1	Programme offered in terms of diversity of courses	Very Good	Good	Average	Poor	Very Good & Good	100
		55.6	44.4	Nil	Nil		

	covered						
2	Programme offered in terms of the load of courses in different terms/semesters	Very Good	Good	Average	Poor	Very Good & Good	100
		55.6	44.4	Nil	NIL		
3	Availability of the text and references books in the library/market	Very Good	Good	Average	Poor	Very Good & Good	100
		44.4	55.6	Nil	Nil		
4	Quality and relevance of the courses included in the curriculum	Very Good	Good	Average	Poor	Very Good & Good	100
		66.7	33.3	Nil	Nil		
5	Academic ambience of College for an effective delivery of courses	Very Good	Good	Average	Poor	Very Good & Good	88.9
		77.8	11.1	11.1	Nil		
6	Courses in terms of inclusion of latest knowledge/technology	Very Good	Good	Average	Poor	Very Good & Good	100
		66.7	33.3	Nil	Nil		
7	Outcomes that	Very Good	Good	Average	Poor	Very Good	100

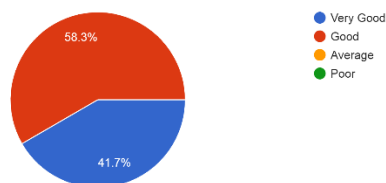
	your students achieve from the courses	44.4	56.6	Nil	Nil	& Good	
8	Scope for the use of ICT for the delivery of courses	Very Good	Good	Average	Poor	Very Good & Good	100
		44.4	56.6	Nil	Nil		
9	Overall transformation of students after the completion of course	Very Good	Good	Average	Poor	Very Good & Good	100
		66.7	33.3	Nil	Nil		
10	Overall evaluation process of the programme	Very Good	Good	Average	Poor	Very Good & Good	100
		66.7	33.3	Nil	Nil		
<b>Average Rating = 98.89</b>							

## Graphical Representation of Teacher's Feedback on Curriculum 2021-2022

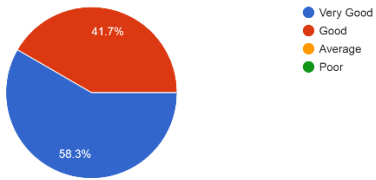
Programme offered in terms of diversity of courses covered  
12 responses



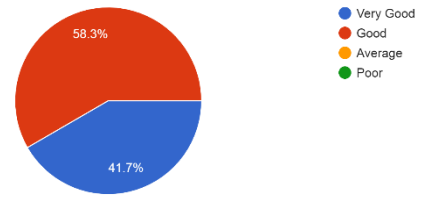
Programme offered in terms of the load of courses in different terms/semesters  
12 responses



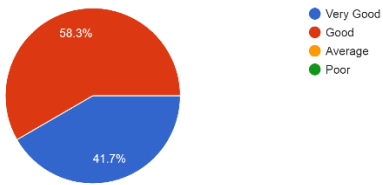
Availability of the text and references books in the library/market  
12 responses



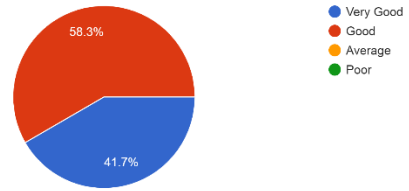
Quality and relevance of the courses included in the curriculum  
12 responses



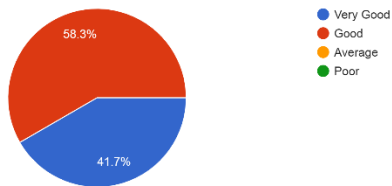
Academic ambience of College for an effective delivery of courses  
12 responses



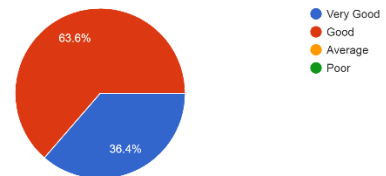
Courses in terms of inclusion of latest knowledge/technology  
12 responses



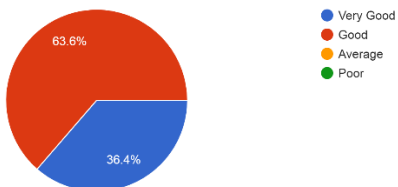
Outcomes that your students achieve from the courses  
12 responses



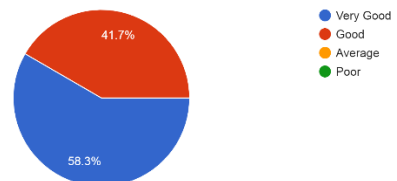
Scope for the use of ICT for the delivery of courses  
11 responses



Overall transformation of students after the completion of course  
11 responses



Overall evaluation process of the programme  
12 responses





### (C) Analysis Report of Alumni Feedback on Curriculum

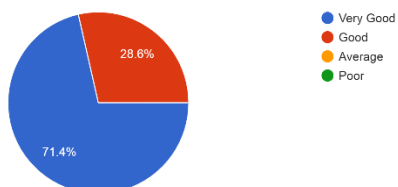
Feedback was collected from the alumni about the various aspects such as, curriculum, facilities available, quality of teaching by feedback committee under the guidance of IQAC. Total 17 alumni responded through online process. Following are the findings of the feedback collected and analysis of the same.

Que. No.	Suggestions by Stakeholders	Opinions of the Students in Percentage				Scale of Opinion	% of Opinion
		A	B	C	D		
1	Diversity and extent of courses covered	Very Good	Good	Average	Poor	Very Good & Good	94.4
		50	44.4	5.6			
2	Depth of the course content including project work, if any	Very Good	Good	Average	Poor	Very Good & Good	88.8
		44.4	44.4	5.6	5.6		
3	Employment orientation in the curriculum	Very Good	Good	Average	Poor	Very Good & Good	77.8
		38.9	38.9	11.1	11.1		
4	Topics for competitive examinations included in the syllabus	Very Good	Good	Average	Poor	Very Good & Good	94.5
		55.6	38.9	5.6	Nil		
5	Applicability/relevance to real life situations	Very Good	Good	Average	Poor	Very Good & Good	77.7
		44.4	33.3	11.1	11.1		
6	Clarity and relevance of textual reading	Very Good	Good	Average	Poor	Very Good & Good	89.4
		61.6	27.8	5.6	5.6		

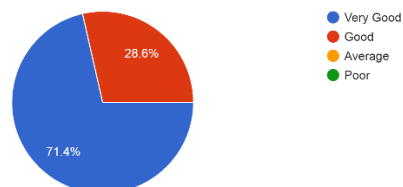
	material						
7	Extent of participatory/ experiential learning and student involvement	Very Good	Good	Average	Poor	Very Good & Good	83.3
		50	33.3	11.1	5.6		
8	Scope for the use of ICT	Very Good	Good	Average	Poor	Very Good & Good	91.5
		66.7	27.8	5.6	Nil		
9	Overall transformation of students after completion of course	Very Good	Good	Average	Poor	Very Good & Good	83.3
		44.4	38.9	5.6	11.1		
10	Overall evaluation process	Very Good	Good	Average	Poor	Very Good & Good	88.9
		55.6	33.3	11.1	Nil		
<b>Average Rating = 86.96</b>							

## Graphical Representation of Alumni Feedback on Curriculum 2021-2022

Diversity and extent of courses covered  
7 responses

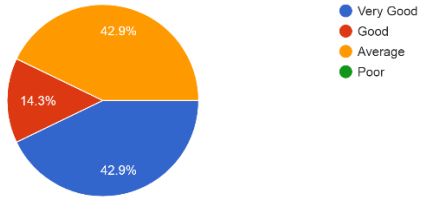


Depth of the course content including project work,if any  
7 responses



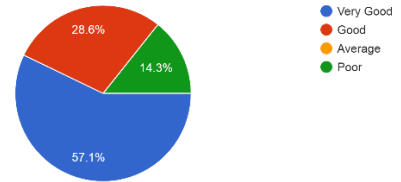
Employment orientation in the curriculum

7 responses



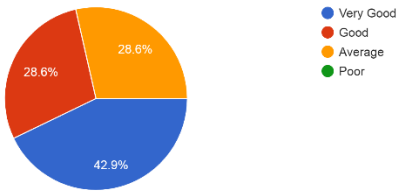
Topics for competitive examinations included in the syllabus

7 responses



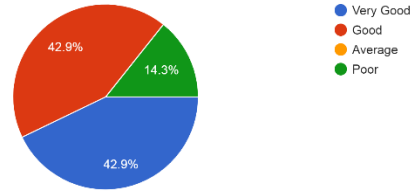
Applicability/relevance to real life situations

7 responses



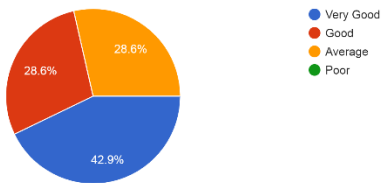
Clarity and relevance of textual reading material

7 responses



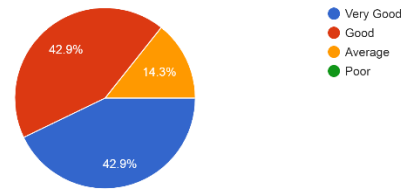
Extent of participatory/experiential learning and student involvement

7 responses

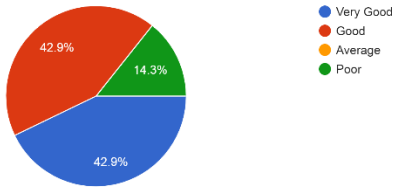


Scope for the use of ICT

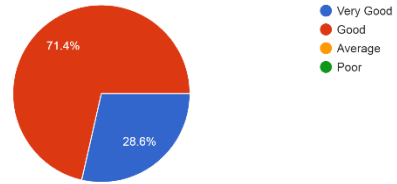
7 responses



Research orientation obtained during the programme  
7 responses



Overall evaluation process  
7 responses



  
**Dr. Kalyan Kokane**  
**IQAC Co-ordinator**  
K.B.H. Arts, Science & Commerce College  
Nimgaon, Tal. Malegaon Dist. Nashik

  
**Dr. Subhash N. Nikam**  
**Principal**  
K.B.H. Arts, Science & Commerce College  
Nimgaon, Tal. Malegaon Dist. Nashik