

Mahatma Gandhi Vidyamandir's

Karmaveer Bhausaheb Hiray

Arts, Science and Commerce College, Nimgaon

Dist- Malegaon (MS)-423212

(Affiliated to Savitribai Phule Pune University)

ID.No.PU/NSA/A/59/2000



Phone: 02598-256910

Mob No. 9011027606

Web: mgvkbhnmimgaon.kbhgroup.in

email- kbhascollege@gmail.com

Students Satisfaction Survey Analysis

Academic Year 2021-2022

Our college collects the feedbacks/surveys on continuous basis from all the stakeholders. Students Satisfaction Survey (SSS) is one of these surveys. This survey included majority of the questionnaire recommended by NAAC. Apart from Teaching-Learning and Evaluation aspects, the survey includes mentoring system and students welfare aspects too. The organization of survey, guidelines, questionnaire and the results are provided as follows.

Feedback was received from the students about various aspects curriculum, facilities available, quality of teaching, internal evaluation process etc. by the feedback committee under the guidance of IQAC. **Total 259** students responded through online process. Following are the findings and analysis of the feedback received.

Que. No.	Suggestions by Stakeholders	Opinions of the Students in Percentage				Scale of Opinion	% of Opinion
		A	B	C	D		
1	Syllabus was covered in the class?	Very Good	Good	Average	Poor	Very Good & Good	94.2
		51	43.2	3.9	1.9		
2	How well did the teachers prepare for the classes?	Very Good	Good	Average	Poor	Very Good & Good	94.2
		52.5	41.7	5.4	0.4		
3	How well were the teachers able to	Very Good	Good	Average	Poor	Very Good & Good	88.8
		46.3	42.5	10.4	0.8		

	communicate?						
4	The teacher's approach towards teaching is	Very Good	Good	Average	Poor	Very Good & Good	91.5
		47.9	43.6	5.8	2.7		
5	Fairness of the internal evaluation process by the teachers is	Very Good	Good	Average	Poor	Very Good & Good	91.2
		42.9	48.3	6.2	2.7		
6	Teacher's discussion on your performance during the assignments is	Very Good	Good	Average	Poor	Very Good & Good	92.7
		47.5	45.2	5	2.3		
7	Institute's active participation in promoting internship, student exchange, field visit opportunities for students is	Very Good	Good	Average	Poor	Very Good & Good	85.3
		39.4	45.9	9.3	5.4		
8	Scale the teaching and mentoring process in your institution facilitates you in cognitive, social and emotional growth.	Very Good	Good	Average	Poor	Very Good & Good	88.5
		34.4	54.1	8.5	3.1		
9	Opportunities provided by the institute to learn and grow	Very Good	Good	Average	Poor	Very Good & Good	87.6
		38.2	49.4	7.7	4.6		

10	Teacher's discussion about your expected competencies, course outcomes and programme outcomes is	Very Good	Good	Average	Poor	Very Good & Good	90.7
		44	46.7	7.7	1.5		
11	Mentor's follow-up of the task assigned to you is	Very Good	Good	Average	Poor	Very Good & Good	85.3
		38.6	46.7	12.4	2.3		
12	Teacher's method of illustrating the concepts through examples and applications.	Very Good	Good	Average	Poor	Very Good & Good	92.6
		43.6	49	4.2	3.1		
13	Teacher's capability of identifying your strengths and encourage you with providing right level of challenges	Very Good	Good	Average	Poor	Very Good & Good	92.3
		44.8	47.5	6.9	0.8		
14	Teacher's ability to identify your weakness and help you to overcome them.	Very Good	Good	Average	Poor	Very Good & Good	89.5
		40.5	49	8.5	1.9		
15	Institution's efforts to engage students in the monitoring, review and continuous quality	Very Good	Good	Average	Poor	Very Good & Good	88
		41.3	46.7	9.7	2.3		

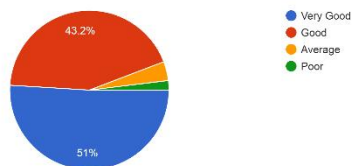
	improvement of the teaching learning process is						
16	Institute/teachers' initiatives to use student centric methods, such as experiential learning, participative learning and problem-solving methodologies for enhancing learning experiences.	Very Good	Good	Average	Poor	Very Good & Good	90.3
		44.4	45.9	8.1	1.5		
17	Teacher's encouragement to participate in extracurricular activities.	Very Good	Good	Average	Poor	Very Good & Good	88.4
		43.6	44.8	7.7	3.9		
18	Efforts are made by the institute/teachers to inculcate soft skills, life skills and employability skills to make you ready for the world of work.	Very Good	Good	Average	Poor	Very Good & Good	87.3
		42.9	44.4	10	2.7		
19	Scale teachers use	Very Good	Good	Average	Poor	Very Good	

	of ICT tools such as LCD projector, Multimedia etc while teaching.	37.1	42.5	14.7	5.8	& Good	79.6
20	The overall quality of teaching-learning process in your institute is	Very Good	Good	Average	Poor	Very Good & Good	90.3
		48.6	41.7	6.9	2.7		
Average Rating = 89.4							

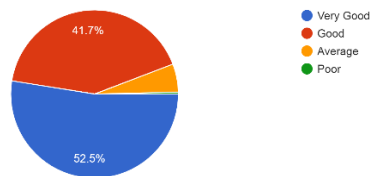
The teaching and learning process in the institute with the implementation of modern and distinctive pedagogical methods, could gain the satisfaction levels up to excellent. In overall **89.4 %** students strongly agree with the statement that the quality of teaching-learning process in the institute is very good.

Graphical Representation of Students Satisfaction Survey 2021-2022

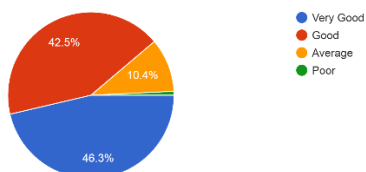
Syllabus covered in the class?
259 responses



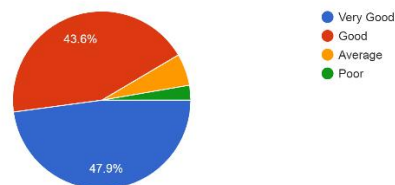
How well did the teachers prepare for the classes?
259 responses



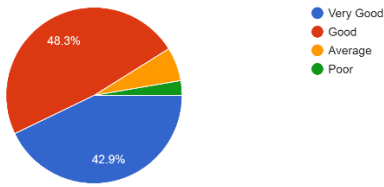
How well were the teachers able to communicate?
259 responses



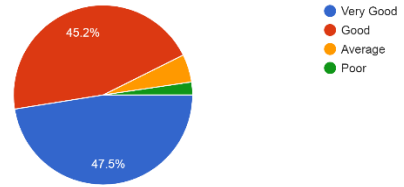
The teacher's approach towards teaching is...
259 responses



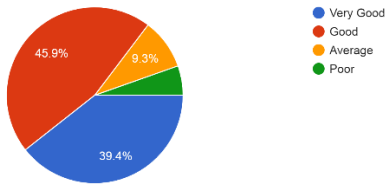
Fairness of the internal evaluation process by the teachers is
259 responses



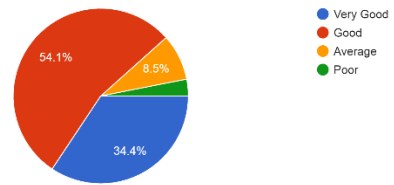
Teacher's discussion on your performance during the assignments is
259 responses



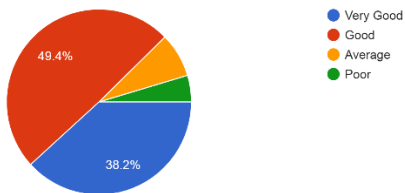
Institute's active participation in promoting internship, student exchange, field visit opportunities for students is
259 responses



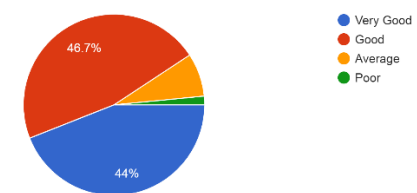
Scale the teaching and mentoring process in your institution facilitates you in cognitive, social and emotional growth.
259 responses



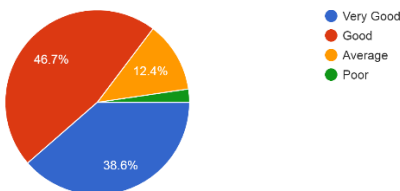
Opportunities provided by the institute to learn and grow
259 responses



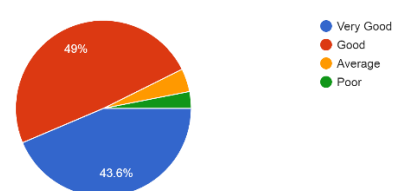
Teacher's discussion about your expected competencies, course outcomes and programme outcomes is
259 responses



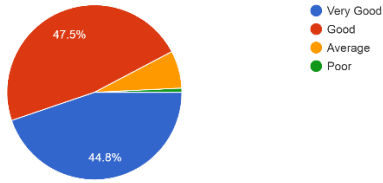
Mentor's follow-up of the task assigned to you is
259 responses



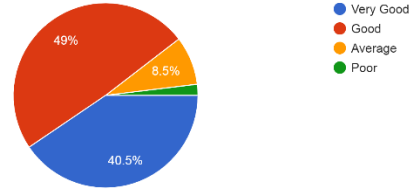
Teacher's method of illustrating the concepts through examples and applications.
259 responses



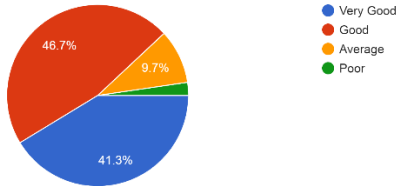
Teacher's capability of identifying your strengths and encourage you with providing right level of challenges
259 responses



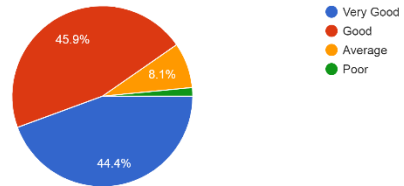
Teacher's ability to identify your weakness and help you to overcome them.
259 responses



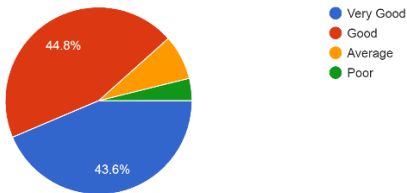
Institution's efforts to engage students in the monitoring, review and continuous quality improvement of the teaching learning process is
259 responses



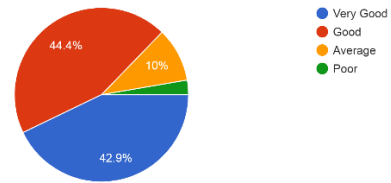
Institute/teachers's initiatives to use student-centric methods, such as experiential learning, participative learning and problem solving methodologies for enhancing learning experiences.
259 responses



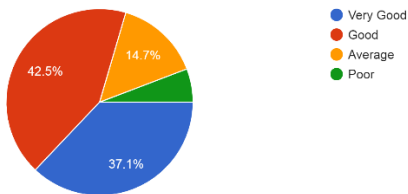
Teacher's encouragement to participate in extracurricular activities.
259 responses



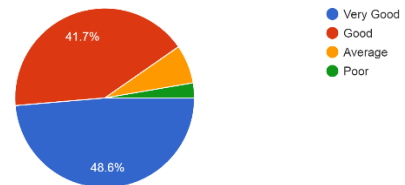
Efforts are made by the institute/teachers to inculcate soft skills, life skills and employability skills to make you ready for the world of work.
259 responses



Scale teachers use of ICT tools such as LCD projector, Multimedia etc while teaching.
259 responses



The overall quality of teaching-learning process in your institute is
259 responses



Dr. Subhash N. Nikam

Principal

K.B.H. Arts, Science & Commerce College
Nimgaon, Tal. Malegaon Dist. Nashik